

Dino DC400Ri

Surface Top Hammer Drills



Dino DC400Ri is a hydraulic, self-propelled, self-contained, crawler based surface drilling unit with full radio remote control.

Typical applications for DC400Ri are road construction, demolition works, secondary breaking, foundation drilling and trenching. Therefore DC400Ri is most often used by construction contractors, quarries and the municipal sector. Due to its versatility DC400Ri is perfect machine for drilling and blasting contractor.

| | |
|----------------------|--------------------------------------|
| Hole Diameter: | 51 - 76 mm (2" – 3") |
| Rock Tools: | R32, T35, T38 |
| Rock Drill: | 14 kW |
| Engine Output: | 105 kW (Tier4 final) |
| Flushing air: | 3,5 m ³ /min, up to 8 bar |
| Production Capacity: | 600 - 1200 m ³ /8h |
| Total Weight | abt. 10 000 kg |

STANDARD COMPONENTS

| |
|--------------------------------------------------------------------|
| Rock drill RD414 |
| Feed CF400 |
| Rod handler; One rod add |
| Boom DB410; articulated |
| Carrier, track mounted |
| Power pack; diesel engine, hydraulic pumps and on-board compressor |
| Dust collector; DC400 |
| Control system; radio remote control |
| Hydraulic system, electric load sensing |
| Gauge Set; For rock drill accumulators |
| Manuals; 1 x paper copy |
| Manuals; 1 x CD-ROM (Toolman) |

THE JAWS FOR DRILL STEELS

| Drill steel type | Drill steel diameter | Recommended hole diameter |
|------------------|----------------------|---------------------------|
| R32 | R32 / 32 mm | 51 – 76 mm |
| T35 | T35 / 39 mm | 54 – 76 mm |
| T38 | T38 / 39 mm | 64 – 76 mm |

Standard features:

| |
|--------------------------------------|
| Hose reel |
| Real time rock drill position |
| Stainless steel strips for feed |
| Safety cage for feed (After 12/2014) |
| Pressure filter for percussion line |
| Torque control |
| Led Lights 6 pcs |
| Oil heating circulation |
| Flushing control automatics |
| Shutdown of suction for waterholes |

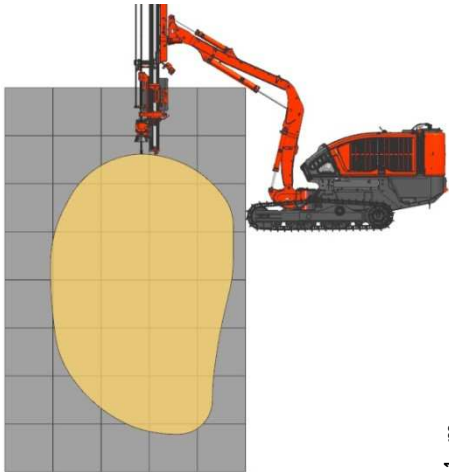
SELECTION OF OPTIONS

| | |
|-----|--------------------------------------------------------------|
| 1. | Spirit level angle indicator |
| 2. | TIM 5200 for vertical holes |
| 3. | TIM 5300 for vertical holes and depth measuring |
| 4. | TIM 6300 inclined holes, depth measuring and GPS aiming |
| 5. | TIM 6500 inclined holes, depth measuring, laser level and GP |
| 6. | Kit for alternative steels, each |
| 7. | SLU based thread greasing |
| 8. | Central lubrication system Sandvik |
| 9. | Electric fuel filling pump |
| 10. | Hydraulic winch |

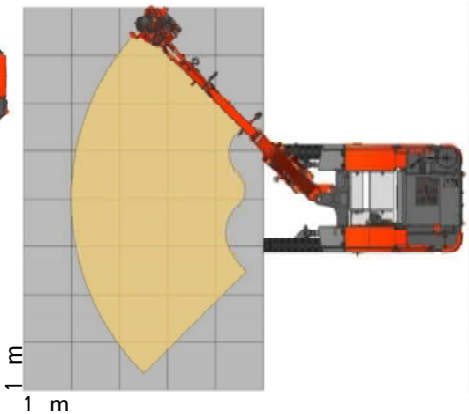
| | |
|-----|----------------------------------------------------|
| 11. | Fuel powered heater for engine, SLU and water tank |
| 12. | Flap feeder for dust collector |
| 13. | Grinder Sandvik RG400 |
| 14. | Spare radio remote transmitter |
| 15. | First service kit for DC400 |
| 16. | Special tools for RD414, field kit |
| 17. | SanRemo - select level from extra item |

COVERAGE AREA


Vertical drilling



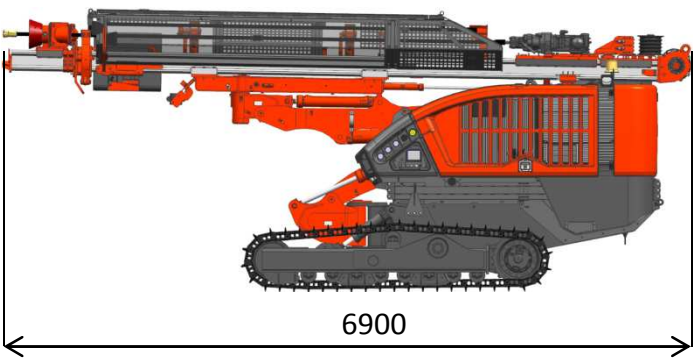
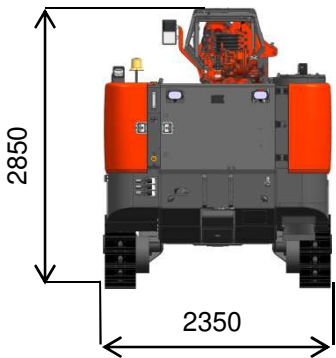
Vertical drilling



Horizontal drilling, forwards



TRAMMING AND TRANSPORT DIMENSIS



| | |
|--------------------------|-----------|
| Weight (without options) | 10 000 kg |
| Width | 2350 mm |
| Height | 2850 mm |
| Total length | 6900 mm |

Sandvik Mining and Construction reserves the right to change this specification without further notice.

Sandvik Mining and Construction Oy
P.O.Box 100, FIN-33311 Tampere, Finland
Tel. +358 205 44121, Telefax +358 205 44 4771
www.sandvik.com

