

M 1700 WASHPLANT



FEATURES

- Fully mobile washing plant
- On board hydraulically folding side conveyors
- Capable of producing up to 5 end products
- Quick set up time
- Ideally suited to applications including coal, crushed stone, recycled materials, iron ore, sand and gravel
- Can work independently or as part of an entire wash plant

WORKS FOR YOU.™

FEATURES AND BENEFITS

- High capacity (depends on mesh sizes and material type)
- Quick set up time typically under 15 minutes
- Maximum mobility with heavy duty, low ground pressure crawler tracks
- Removable heavy duty pendant remote control system
- Optional radio control system available
- High performance hydraulic system
- Angle adjustable tipping grid with radio control double acting tipping grid rams
- Optional low profile single or double deck vibrating grid option with remote control tipping. Angle adjustable and fully riveted construction
- Aggregate washing
- Split bottom deck to produce two grades of sand
- Hydraulic folding conveyors
- Hydraulic screen angle adjustment
- Screen walkway and access ladder

APPLICATIONS

- Sand and gravel
- Topsoil
- Coal
- Crushed stone
- Recycling
- Iron Ore

SPECIFICATIONS

M 1700 WASHPLANT

MODEL OPTION	TRACK (2 & 3 DECK)	WHEEL (2 & 3 DECK)
TRANSPORT LENGTH	15.5m (54' 1")	16.3m (53' 6")
TRANSPORT WIDTH	3m (9' 9")	2.7m (8' 11")
TRANSPORT HEIGHT	3.5m (11' 6")	3.8m (12' 5")
WORKING LENGTH	14.7m (48' 2")	14.7m (48' 52")
WORKING WIDTH	17.32m (56' 9")	17.3m (56' 8")
WORKING HEIGHT	5.37m (17' 8")	5.7m (18' 11")

OPTIONS

- 2 or 3 deck
- 12ft 2 deck vibrating grid
- Vibrating grid discharge chute
- Crusher feed chute
- Anti-roll back on main conveyor
- Extended re-circulation oversize auxiliary conveyor
- Dual power (can be operated electrically)
- Quick release wedge screen tensioning system for top and middle deck
- Bonded rubber wearplate in washbox
- Sealed pipes with bonded rubber lining
- 14' x 5' single or twin grade catchboxes
- Rubber screens
- Wheel or track mobile
- Roll-in bogie prepared
- Roll-in bogie equipped
- Radio control tracks
- Prepared TUV chassis
- Auto lubrication system
- Dry screen tail conveyor



GRID



MAIN CONVEYOR

1050mm (42") 3 ply belt

Hydraulic Drive with Steel Skirting

OMV 630 drive motor

Working Angle 18° - 26°, hydraulically adjustable



14FT HOPPER

Adjustable angle tipping grid with integral loading and wing plates.
Dual action remote controlled tipping rams included as standard.

GRID OPENING	4.18m x 1.8m (13' 9" x 5' 11") Target
AREA	4.9m x 1.8m (16' 1" x 5' 11")
HOPPER CAPACITY	8.15m ³ (10.65 yds ³)
WEIGHT OF GRID BARS	815kg
GRID ANGLE	0° - 16°
GRID APERTURE	102mm (4") or optional 150mm (6")

FEED CONVEYOR

1050mm (42"), 3 ply belt

102mm diameter close pitched rollers

Drum Centres: 3495mm (12ft hopper) 4105mm (14ft hopper)

Hydraulic variable speed drive

Wide mouth opening

OMS 160 drive motor

Belt speed: 0-37.9 metres per minute (124ft per minute)

SIDE CONVEYORS

650mm (26") 3 ply belt

Hydraulic drive

OMH 400 drive motor

Drum centre: 9670mm (31' 8")

Working angle 22°


4.7m (15' - 5") stockpile height. (Measured to drum centre)

Stockpile volume of 175m³



3 DECK AUXILIARY CONVEYOR

650mm (26") 3 ply belt
Hydraulic drive
OMT 500 drive motor
Drum centre: 7245mm (23' 8")
Working angle 22°
4.0m (13' – 1") stockpile height. (Measured to drum centre)
Stockpile volume of 115m³



SCREEN UNIT

2 bearing high performance screenbox
Grease lubricated bearings
Pulley & triple belt drive
Width of screenbox 1.5m (5')
Length of screenbox 4.88m (16')
Weight of screenbox: 3500kg (7700lbs)
4.8 x 1.5m (16'x 5') top and middle deck, side tensioned 4 meshes per deck
4.3 x 1.5m (14' x 5') bottom deck, end tensioned with 2 meshes per deck
Full width access catwalks on three sides of the screenbox for maintenance and ease of mesh changes
Screen Speed: 910-920 RPM
Screen Motor: Hamworthy 2208 motor
Working angle between 20° and 24°
Access panels for ease of screen change



CRAWLER TRACK DATA

500mm wide track shoes	
TRACTIVE EFFORT	14604.48daN
GRADABILITY PERCENTAGE	38.14%
GEARBOX RATIO	1:122
HYDRAULIC MOTOR	63cc/rev
APPROXIMATE SPEED	1.02km/hr (0.63mph)



POWER UNIT & HYDRAULIC

Tier 3 rated Diesel Engine with a power output of 74kW (100hp) @ 2200rpm. Engine Mounted Transversely to allow easy access to the engine for servicing and maintenance. The power unit is completely enclosed, sound suppressed and lockable.

FLYWHEEL PUMP	3 Deck:- 33 (2.01ci/rev), 33 (2.01ci/rev), 27 (1.65 ci/rev) cc/rev triple pump
2 DECK	33 (2.01 ci/rev), 33 (2.01 ci/rev) cc/rev tandem pump
PTO A PUMP	23 (1.40 ci/rev), 23 (1.40 ci/rev) cc/rev tandum pump
PTO B PUMP	11 (0.67 ci/rev) cc/rev pump
SCREEN MOTOR	59 cc/rev (3.60ci/rev)
FEEDER MOTOR	160cc/rev (9.76ci/rev)
MAIN CONVEYOR MOTOR	630cc/rev (38.44ci/rev)
TAIL CONVEYOR MOTOR	500cc/rev (30.51ci/rev)
SIDE CONVEYOR	400cc/rev (24.41ci/rev)
AUXILIARY CONVEYOR	400cc/rev (24.41ci/rev)




TANK CAPACITIES

HYDRAULIC TANK	576L (153 US gal)
DIESEL TANK	336L (89 US gal)

VIBRATING GRID OPTION

SCREEN SIZE	3.05m x 2.14m (10' x 7')
FOR DOUBLE DECK	
BOTTOM DECK SCREEN SIZE	2 off 1.9 x 1.5m (6'3" x 4'11")
WORKING ANGLE	10° degrees to 20° degrees adjustable
TIP ANGLE	45° degrees maximum
MOTOR	OMV 59cc/rev
CIRCUIT	Coupled to main conveyor circuit
TRANSPORT HEIGHT	3.58m (11' - 9")
TOTAL WEIGH	2200kg (2.4 US tons)



RINSER OPTION CATCH BOX

- Hydraulically hinged, making mesh changing easier
- 50-50 fixed division plate
- Adjustable division plates
- 10" twin outlets
- Single or double grade catch box with adjustable division plates



WASH BOX

- Adjustable 5 nozzle spray bar
- Feed conveyor belt scraper



SCREEN BOX 3 DECK

- 18 steel spray bars split into 6 bars per deck.
- All decks have brass nozzles alternating between 8 & 7 per bar to give full spray coverage

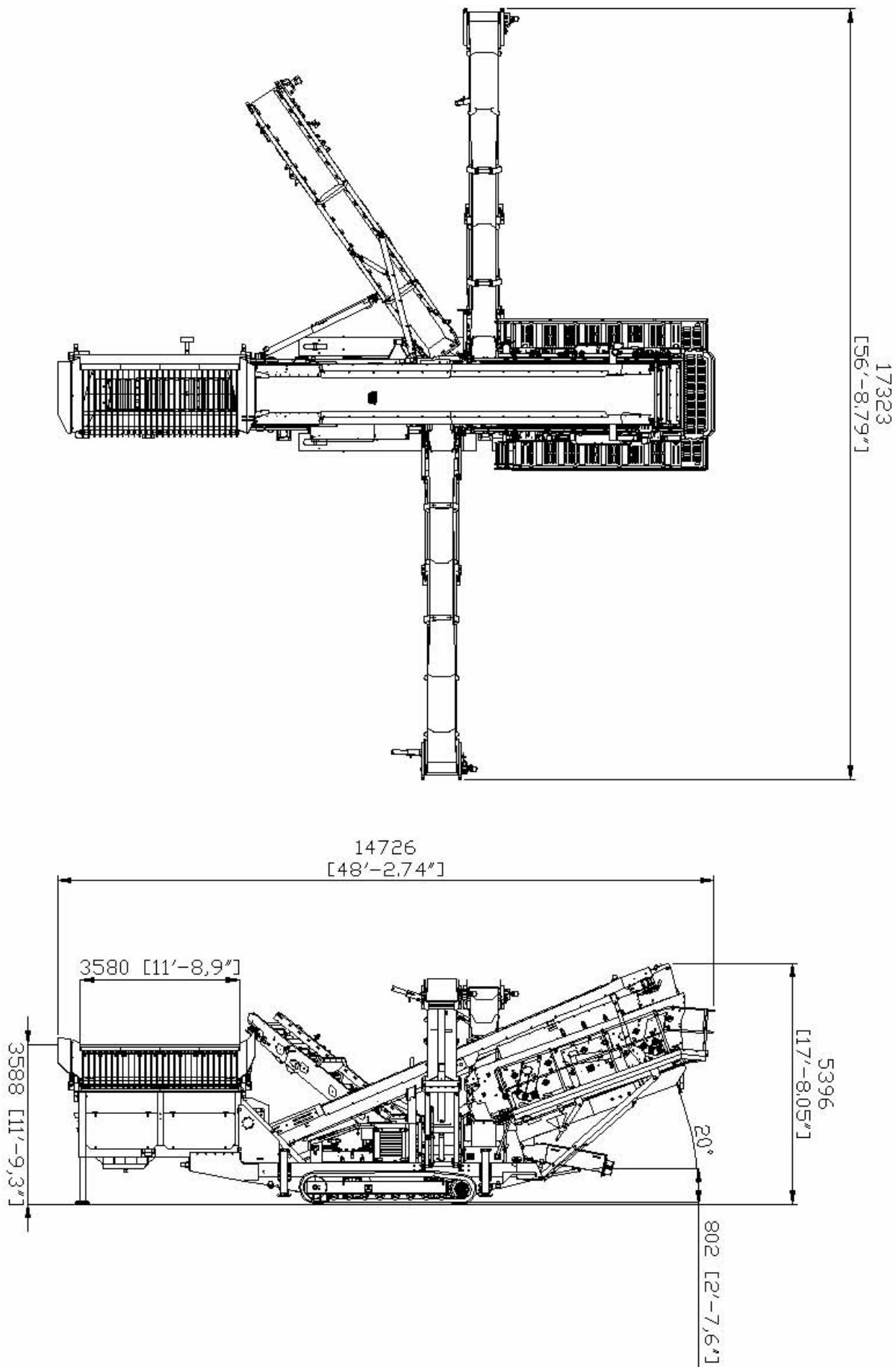
SCREEN BOX 2 DECK

- 11 steel spray bars split into 6 bars top deck, 5 bottom
- All decks have brass nozzles alternating between 8 & 7 per bar to give full spray coverage

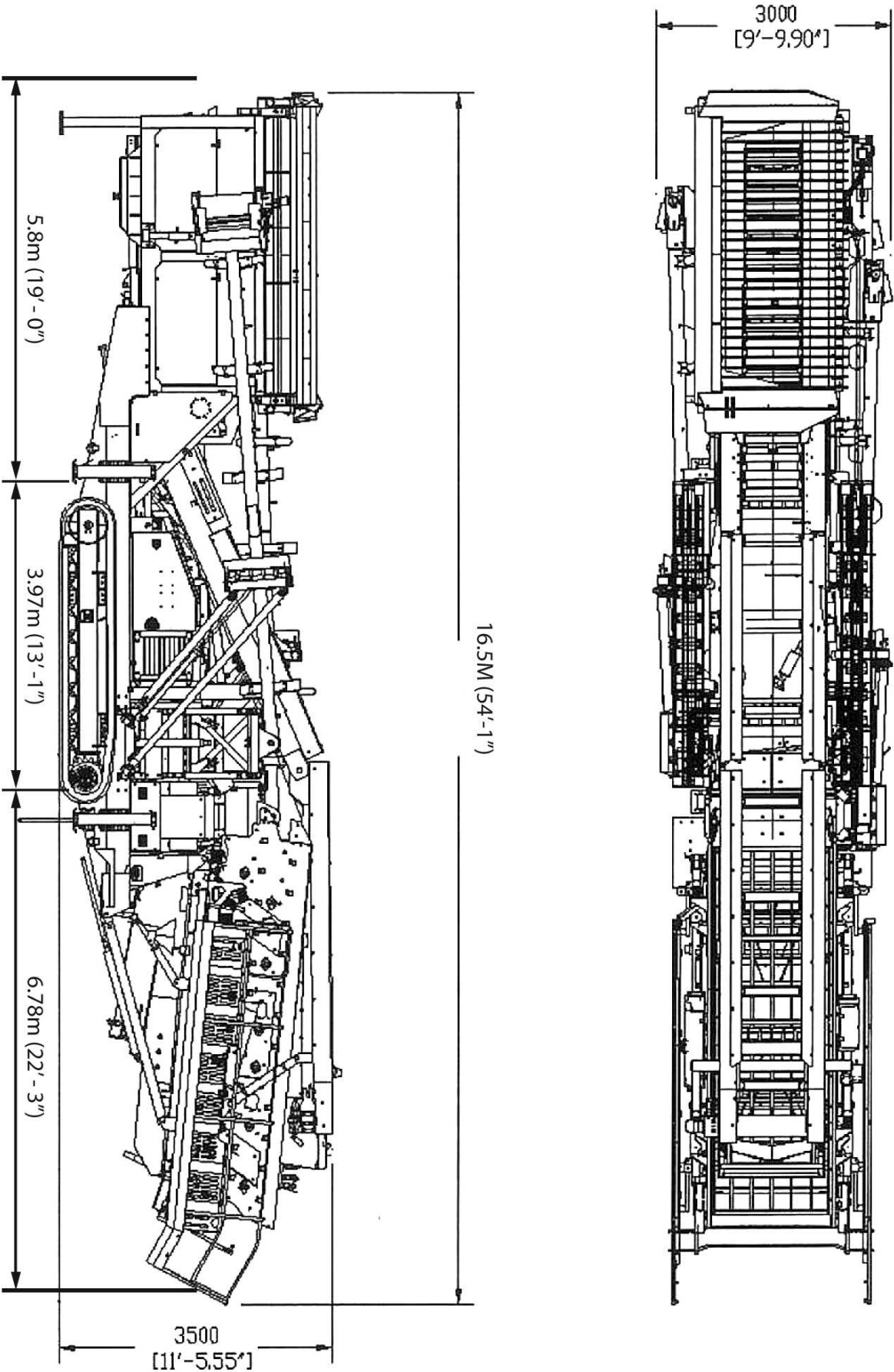


DIMENSIONS

M 1700 – 3 DECK RINSER WORKING DIMENSIONS



M 1700 - 3 DECK RINSER TRANSPORT DIMENSIONS



TEREX WASHING SYSTEMS CONTACT DETAILS

Dungannon Site

200 Coalisland Road
Dungannon
Co. Tyrone
Northern Ireland
BT71 4DR

Tel: +44(0) 28 8771 8500

Email: TWS.sales@terex.com

www.terex.com/washing



Check out Terex Washing Systems videos
on YouTube: www.youtube.com/terexwashingsystems



www.facebook.com/TerexCorporation



Effective Date: July 2012 Product specifications and prices are subject to change without notice or obligation. The photographs and/or drawings in this document are for illustrative purposes only. Refer to the appropriate Operator's Manual for instructions on the proper use of this equipment. Failure to follow the appropriate Operator's Manual when using our equipment or to otherwise act irresponsibly may result in serious injury or death. The only warranty applicable to our equipment is the standard written warranty applicable to the particular product and sale and Terex makes no other warranty, express or implied. Products and services listed may be trademarks, service marks, or trade names of Terex Corporation and/or its subsidiaries in the USA and other countries. All rights are reserved. Terex is a registered trademark of Terex Corporation in the USA and many other countries. © 2010 Terex Corporation.



TEREX®

WORKS FOR YOU.™