



## RX-100e Specifications & Options

### ENGINE

- Tier 4i, Cummins® QSB 4.5 130 hp (96 kW) @ 2,300 rpm

### WEIGHT

- Shipping weight..... 15,840 lbs (7,184 kg)

### SPEED

- Travel: 3.5 (5.6 kph)
- Work: 110 fpm (34 mpm)

### WHEELS

- Wheel width (Front, Back): 10" (254 mm)
- Wheel Base: 84" (2,147 mm)

### STEERING

- Joy stick-controlled.
- Turning radius: 12" (300 mm)

### OPERATOR STATION

- The operator seat incorporates a comfort suspension that also provides excellent visibility

### CUTTER

- Hydraulically driven cutter drum
- Right-hand flush cut
- Cutting width ..... 20" (508 mm)
- Max cutting width ..... 20" (508 mm)
- Max cutting depth ..... 8" (210 mm)
- Drum Diameter w/ Teeth ..... 30" (750 mm)

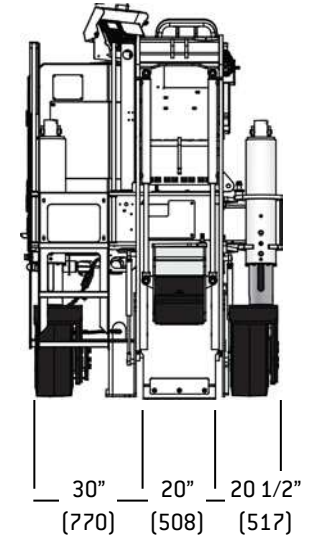
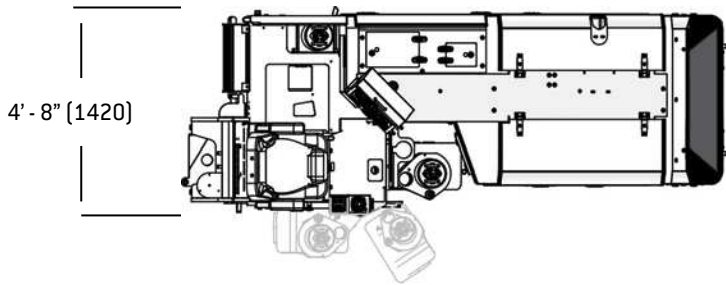
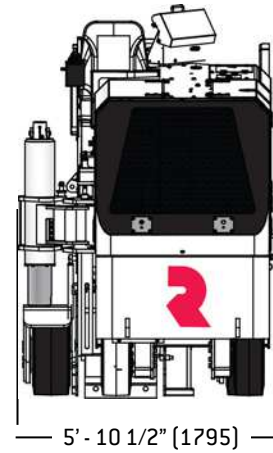
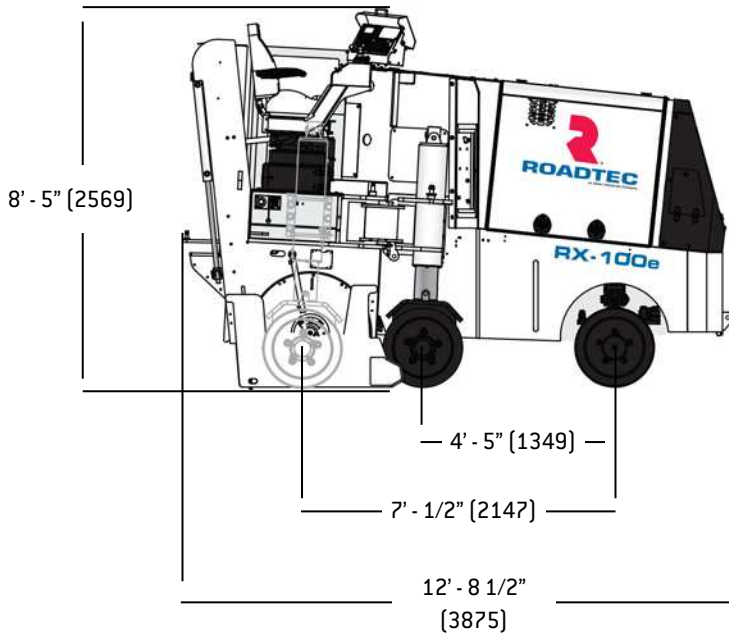
### SERVICE TANKS

- Fuel tank..... 55 (208 l)
- Water tank ..... 155 (587 l)
- Hydraulic tank..... 30 (113.6 l)

### OPTIONS

- Rear discharge conveyor
- Automated grade and slope controls
- Night light package
- LED blade light





Dimensions in brackets are mm.

Specifications are subject to change without notice.

**ROADTEC** an Astec Industries Company

800 MANUFACTURERS RD • CHATTANOOGA, TN 37405 USA • 800.272.7100 • FAX 423.267.7104 • roadtec.com



© 2013 Roadtec, Inc. All Rights Reserved